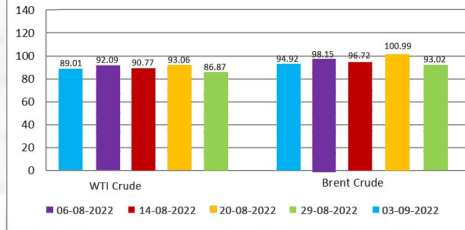




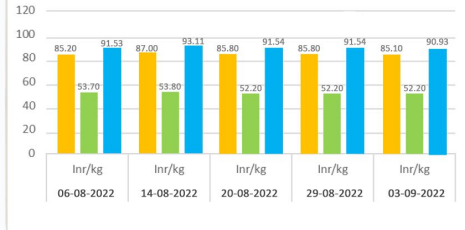
EXCHANGE RATES

Currency	1 USD	INR
US Dollar	1.00	79.74
Euro	1.00	79.36
British Pound	0.86	91.82
Japanese Yen	140.19	0.56
Chinese Yuan Renminbi	6.89	11.55
Brazilian Real	5.17	15.42
Turkish Lira	18.19	4.38
Peruvian Sol	0.25	20.60

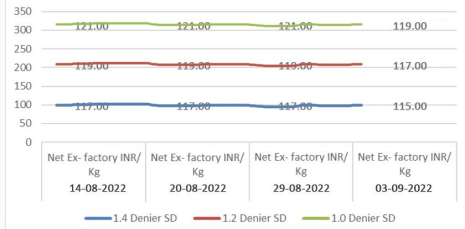
Oil Prices



Prices: PTA, MEG, MELT



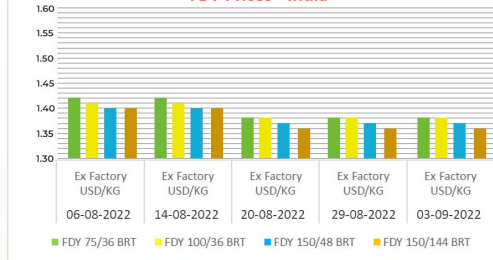
PSF - India



PV Price

30/1 PV 6535 raw white at USD 2.81 Per kg FOB India
30/1 PV 6535 black at USD 2.96 per kg FOB India

FDY Prices - India



PSF china

Product	06-08-2022	14-08-2022	20-08-2022	29-08-2022	03-09-2022
1.2 Denier SD	1.08	1.10	1.10	1.10	1.08

Hot Melt / Low Melt-03-09-2022

Product	Count	Price INR/ Kg
Polyester	150 D	184
Nylon	180 D	589

High Tenacity Yarn-03-09-2022

Product	Count	Price INR/ Kg
Polyester	210 D	164
Nylon	210 D	310

Aramid-03-09-2022

Count	Price
Nm 20/2 meta aramid yarn Black	USD 35.30/Kgs
Nm 24/2 meta aramid yarn Black	USD 35.30/Kgs
Nm 30/1 meta aramid yarn Black	USD 36.30/Kgs
Nm 60/1 meta aramid yarn Black	USD 40.80/Kgs

*For natural reduce USD 1.50/Kgs from above prices

Count	Price
Nm 30/1 para aramid yarn natural	USD 28.30/Kgs
Nm 30/2 para aramid yarn natural	USD 28.80/Kgs

*For Black please add USD 2.50/Kgs in above prices. NFPA 2112 passed, FOB

ASF(Acrylic Staple fiber)

Product	Net FOB china USD/ Kg
1.2 Dn x 38 mm	3.14

Product	Price USD
Spandex 20D	6.90
Spandex 30D	6.70
Spandex 40D	6.00
Spandex 70D	5.70

VSF - 03-09-2022

Product	Net Ex- factory INR/ Kg
1.2 Dn x 38mm	184 kg if Fiber Lifting for a month is > 50 MT
1.2 Dn x 38mm	188/Kg If Fiber lifting is < 50 MT

Product	Net FOB china USD/ Kg
1.2 Dn x 38 mm	1.92

U.S. Futures Daily Cotton Market - 03-09-2022

Contract	Open *	High	Low	Close *	Settle	Change
May '23	107.00	107.24	102.37	102.37	102.37	-5.00
Oct '22	117.67	117.95	113.30	113.30	112.29	-5.00

Cotton Market Price

Cotlook 'A' Index - 130.60 (03-09-2022)

Indian Cotton - as on 03-09-2022

Growth	Grade	Staple Length(MM)	INR / Candy – SPOT(CAI) 2022	INR / Candy – SPOT(CAI) 2021
P / H / R – J 34	ICS 105	27	24211	86100
GUJ – S6	ICS 105	28	26433	94000

China Cotton Index (CC Index)

Dt: 03-09-2022		
CCindex (3128B) :	15988	-4
CCindex (2227B) :	14541	-7
CCindex (2129B) :	16376	7

Cotton yarn prices - India - 03-09-2022

Product	Net Ex- factory INR/ Kg	Net Ex- factory USD/ Kg	Indicator
10/1 OE	202.00	3.20	↓
12/1 KW	302.00	3.85	↓
30/1 KH	335.00	4.57	↓
30/1 CCH	361.00	4.92	↓
30/1 CCW	380.00	5.03	↓
40/1CCW	415.00	5.68	↑

Yarn prices are expected to remain firm in short term based on good demand in domestic market and higher raw cotton prices.

*Above prices are based on exports

100% PP Non Woven Fabric

Product	GSM	Price INR
Spun bond	25-90	Rs.160/- ex-mill.
SSMMS	25-40	Rs.315/- ex-mill



INTERNATIONAL NEWS

- Pakistan to generate additional \$2 billion through branding exports: PBF.
- Sri Lanka's merchandise export earnings exceeds US\$ 1 billion in July 2022.
- Turkiye's economic confidence rises to 94.3 in Aug from 93.4 in Jul.
- China-ASEAN trade touches \$544.9 bn during Jan-Jul 2022.
- Cotton prices crash 24% in China after US ban in June 2022.
- USA: Texas Cotton Takes a Hit from Drought.
- Better Cotton Loses 70% of Its Pakistani Output in Catastrophic Floods.
- Technical textile is the next frontier for the Bangladesh RMG industry.

NATIONAL NEWS

- Centre prepares to select projects for textile mega parks.
- One District One Product initiative should be integrated with ONDC: Goyal.
- India's eB2B market to grow to USD 90-100 billion in GMV by 2030: Report.
- Industry likely to get transition period for Labour Codes.
- Texprocil expects orders worth 470 crore from 3-day event.
- India seeks duty-free access for goods under trade pacts.
- Nigeria seeks stronger ties with Indian textile industry.
- Govt to take call on National Textile Corporation closure soon.

--- LOW MELT YARN

Low melt polyester multifilament yarn has a low melting point and when exposed to a certain amount of heat and temperature it will soften and melt into a toxic fluid. Later it is cooled down and re-solidified into a different form.

