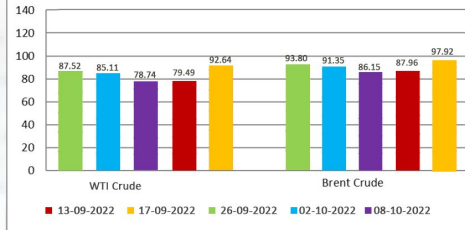




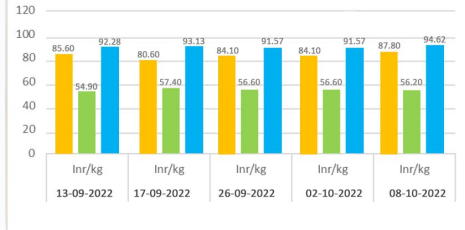
**EXCHANGE RATES**

Currency	1 USD	INR
US Dollar	1.00	82.68
Euro	1.02	80.55
British Pound	0.90	91.75
Japanese Yen	145.38	0.56
Chinese Yuan Renminbi	7.11	11.62
Brazilian Real	5.20	15.88
Turkish Lira	18.58	4.44
Peruvian Sol	0.25	20.85

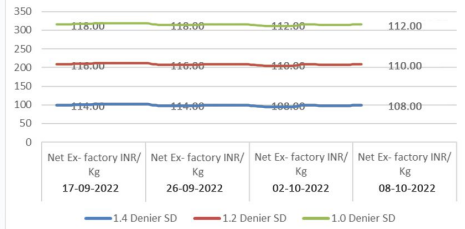
**Oil Prices**



**Prices: PTA, MEG, MELT**



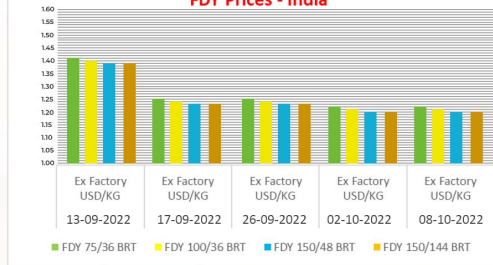
**PSF - India**



**PV Price**

30/1 PV 6535 raw white at USD 2.50 Per kg FOB India
30/1 PV 6535 black at USD 2.65 per kg FOB India

**FDY Prices - India**



**PSF china**

Product	13-09-2022	17-09-2022	26-09-2022	02-10-2022	08-10-2022
1.2 Denier SD	1.12	1.10	1.10	1.05	1.05

**Hot Melt / Low Melt-08-10-2022**

Product	Count	Price INR/ Kg
Polyester	150 D	184
Nylon	180 D	589

**High Tenacity Yarn-08-10-2022**

Product	Count	Price INR/ Kg
Polyester	210 D	164
Nylon	210 D	310

**Aramid-08-10-2022**

Count	Price
Nm 20/2 meta aramid yarn Black	USD 35.30/Kgs
Nm 24/2 meta aramid yarn Black	USD 35.30/Kgs
Nm 30/1 meta aramid yarn Black	USD 36.30/Kgs
Nm 60/1 meta aramid yarn Black	USD 40.80/Kgs

\*For natural reduce USD 1.50/Kgs from above prices

Count	Price
Nm 30/1 para aramid yarn natural	USD 28.30/Kgs
Nm 30/2 para aramid yarn natural	USD 28.80/Kgs

\*For Black please add USD 2.50/Kgs in above prices. NFPA 2112 passed, FOB

**ASF(Acrylic Staple fiber)**

Product	Net FOB china USD/ Kg
1.2 Dn x 38 mm	2.50

Product	Price USD
Spandex 20D	6.60
Spandex 30D	6.40
Spandex 40D	5.70
Spandex 70D	5.40

**VSF - 08-10-2022**

Product	Net Ex- factory INR/ Kg
1.2 Dn x 38mm	176/ kg if Fiber Lifting for a month is > 50 MT
1.2 Dn x 38mm	180/ Kg If Fiber lifting is < 50 MT

Product	Net FOB china USD/ Kg
1.2 Dn x 38 mm	1.95

**U.S. Futures Daily Cotton Market - 08-10-2022**

Contract	Open *	High	Low	Close *	Settle	Change
May '23	80.62	80.39	79.51	80.45	80.30	-0.32
Oct '22					90.90	-0.33

**Cotton Market Price**

Cotlook 'A' Index - 106.70 (08-10-2022)

Indian Cotton - as on 08-10-2022

Growth	Grade	Staple Length(MM)	INR / Candy - SPOT(CAI) 2022	INR / Candy - SPOT(CAI) 2021
P / H / R - J 34	ICS 105	27	18868	67100
GUJ - S6	ICS 105	28	19684	70000

**China Cotton Index (CC Index)**

Dt: 08-10-2022		
CCindex (3128B) :	15502	15
CCindex (2227B) :	14023	0
CCindex (2129B) :	15946	10

**Cotton yarn prices - India - 08-10-2022**

Product	Net Ex- factory INR/ Kg	Net Ex- factory USD/ Kg	Indicator
10/1 OE	173.00	3.20	↓
12/1 KW	247.00	3.85	↓
30/1 KH	265.00	4.57	↓
30/1 CCH	278.00	4.92	↓
30/1 CCW	290.00	5.03	↓
40/1CCW	315.00	5.68	↓

Yarn prices are expected to remain firm in short term based on good demand in domestic market and higher raw cotton prices.

\*Above prices are based on exports

**100% PP Non Woven Fabric**

Product	GSM	Price INR
Spun bond	25-90	Rs.155/- ex-mill.
SSMMS	25-40	Rs.310/- ex-mill



## INTERNATIONAL NEWS

- Better Cotton launches Delta Framework for streamlined sustainability reporting.
- New Cotton Project celebrates launch of first large-scale circular ecosystem items.
- Pakistani Mills face total shutdown amid cotton shortage.
- WTO slashes global 2023 trade growth forecast to 1% as recession looms.
- Bangladesh: DCCI President requests Turkey to relax tariffs on RMG, ceramic items.
- China's ports handled 194.4 mn TEUS from Jan-Aug 2022.
- Italian economy performs remarkably well in H1 2022: Govt.
- Italian economy performs remarkably well in H1 2022: Govt.

## NATIONAL NEWS

- Texprocil launches certification for cotton traceability.
- Coimbatore: Textile mills wait for cotton prices to stabilise to revive production.
- Goods exports drop 3.5% in September but trade deficit eases a tad.
- CBIC proposes mechanism to check undervaluation of imported goods.
- South India's cotton yarn market still bearish; buyers remain absent.
- At Rs 3,513 crore, Madhya Pradesh bags most textile PLI investments.
- Cotton arrival in Punjab mandis slower than last year.
- Cotton arrival in Punjab mandis slower than last year.



## ----- PVA YARN

PVA, or Polyvinyl Alcohol is a water-soluble synthetic polymer that is highly versatile and can adapt to various styles and textures. PVA can be converted into shreds of fibers, liquids, coatings, beads, lubricants etc. As a filament yarn, PVA has some beneficial characteristics such as its high tenacity. PVA yarn is Vinylon yarn and can be distributed into water soluble and insoluble yarn.



It can be dissolved in the range of 20 degrees – 90 degrees of water.