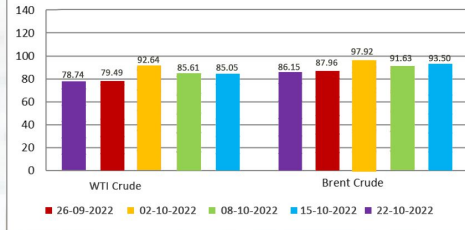




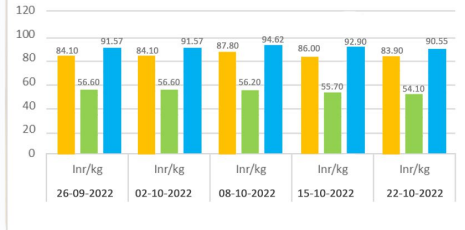
### EXCHANGE RATES

Currency	1 USD	INR
US Dollar	1.00	82.52
Euro	1.01	81.37
British Pound	0.88	93.32
Japanese Yen	147.69	0.55
Chinese Yuan Renminbi	7.20	11.44
Brazilian Real	5.16	15.97
Turkish Lira	18.58	4.44
Peruvian Sol	3.94	20.75

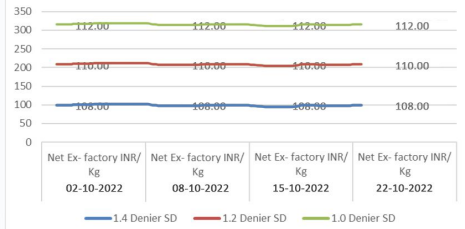
### Oil Prices



### Prices: PTA, MEG, MELT



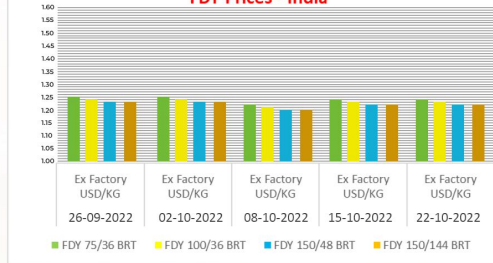
### PSF - India



### PV Price

30/1 PV 6535 raw white at USD 2.50 Per kg FOB India
30/1 PV 6535 black at USD 2.65 per kg FOB India

### FDY Prices - India



### PSF china

Product	26-09-2022	02-10-2022	08-10-2022	15-10-2022	22-10-2022
1.2 Denier SD	1.10	1.05	1.05	1.06	1.07

### Hot Melt / Low Melt-22-10-2022

Product	Count	Price INR/ Kg
Polyester	150 D	184
Nylon	180 D	589

### High Tenacity Yarn-22-10-2022

Product	Count	Price INR/ Kg
Polyester	210 D	164
Nylon	210 D	310

### Aramid-22-10-2022

Count	Price
Nm 20/2 meta aramid yarn Black	USD 35.30/Kgs
Nm 24/2 meta aramid yarn Black	USD 35.30/Kgs
Nm 30/1 meta aramid yarn Black	USD 36.30/Kgs
Nm 60/1 meta aramid yarn Black	USD 40.80/Kgs

\*For natural reduce USD 1.50/Kgs from above prices

Count	Price
Nm 30/1 para aramid yarn natural	USD 28.30/Kgs
Nm 30/2 para aramid yarn natural	USD 28.80/Kgs

\*For Black please add USD 2.50/Kgs in above prices. NFPA 2112 passed, FOB

### ASF(Acrylic Staple fiber)

Product	Net FOB china USD/ Kg
1.2 Dn x 38 mm	2.50

Product	Price USD
Spandex 20D	6.60
Spandex 30D	6.40
Spandex 40D	5.70
Spandex 70D	5.40

### VSF - 15-10-2022

Product	Net Ex- factory INR/ Kg
1.2 Dn x 38mm	178/ kg if Fiber Lifting for a month is > 50 MT
1.2 Dn x 38mm	182/ Kg If Fiber lifting is < 50 MT

Product	Net FOB china USD/ Kg
1.2 Dn x 38 mm	1.95

### U.S. Futures Daily Cotton Market - 22-10-2022

Contract	Open *	High	Low	Close *	Settle	Change
May '23	77.34	78.92	76.83	77.28	77.24	-0.39
Oct '23					75.46	+0.04

### Cotton Market Price

Cotlook 'A' Index - 99.80 (22-10-2022)

Indian Cotton - as on 22-10-2022

Growth	Grade	Staple Length(MM)	INR / Candy - SPOT(CAI) 2022	INR / Candy - SPOT(CAI) 2021
P / H / R - J 34	ICS 105	27	18137	64500
GUJ - S6	ICS 105	28	18840	67000

### China Cotton Index (CC Index)

Dt: 22-10-2022	
CCindex (3128B) :	15889 -58
CCindex (2227B) :	14169 -44
CCindex (2129B) :	16155 -73

### Cotton yarn prices - India - 22-10-2022

Product	Net Ex- factory INR/ Kg	Net Ex- factory USD/ Kg	Indicator
10/1 OE	166.00	2.01	↑
12/1 KW	243.00	2.94	↑
30/1 KH	260.00	3.14	↑
30/1 CCH	275.00	3.33	↑
30/1 CCW	285.00	3.45	↑
40/1CCW	310.00	3.75	↑

Yarn prices are expected to remain firm in short term based on good demand in domestic market and higher raw cotton prices.

\*Above prices are based on exports

### 100% PP Non Woven Fabric

Product	GSM	Price INR
Spun bond	25-90	Rs.155/- ex-mill.
SSMMS	25-40	Rs.310/- ex-mill



## INTERNATIONAL NEWS

- Cambodia's apparel exports up 23.09% to \$7.174 bn in JanSept 2022.
- Lanka September exports up 4%, outlook Grim.
- Annual rates of producer input, output inflation rise in UK in Sept.
- Euro area annual inflation rate rises to 9.9% in Sep, EU rate to 10.9%.
- Bangladesh: RMG export to EU sees 43.38 Growth in.
- Cambodia seeks more Korean funds in textiles.
- Brazil's cotton exports surge to 189 mn kg in Sept 2022.
- 60% global shoppers may drop apparel, shoes from holiday shopping: IBM.

## NATIONAL NEWS

- Gujarat, Maharashtra to push up India's cotton production in 2022-23.
- Surat: Workshop held to strengthen cooperation between Industries and Textiles Ministry.
- EPFO payroll data: 9.87 lakh new workers joined in August.
- Coherent trade strategy needed to achieve export target of \$2 trillion by 2030.
- Tussle over secrecy delays trade data compilation by Commerce Dept: Sources.
- Bigger worries pounding exporters to Europe than concerns over currency.
- India-UK FTA: Internal consultations gain momentum even as Diwali deadline set to be missed.
- Non-tax benefits for MSMEs for 3 years even after reclassification.

## ---- PBT YARN

PBT Yarn is a unique category of Yarn which takes the full advantage of its Polymer PolyButylene Terephthalate. This yarn facilitates the manufacturing of high comfort garments, carpets, and automotive fabrics.

Due to their low water absorption rates (about 0.4% of H<sub>2</sub>O), PBT yarns are sweat resistant and their elasticity stays unaffected when exposed to moisture.

