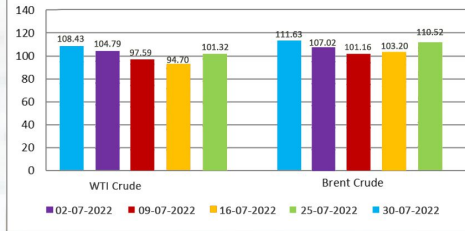




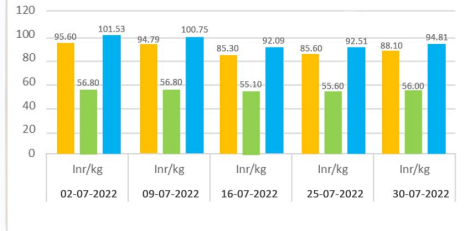
EXCHANGE RATES

| Currency | 1 USD | INR |
|-----------------------|--------|-------|
| US Dollar | 1.00 | 79.20 |
| Euro | 0.97 | 80.99 |
| British Pound | 0.82 | 96.49 |
| Japanese Yen | 133.22 | 0.59 |
| Chinese Yuan Renminbi | 6.74 | 11.74 |
| Brazilian Real | 5.17 | 15.31 |
| Turkish Lira | 17.91 | 4.42 |
| Peruvian Sol | 0.26 | 20.97 |

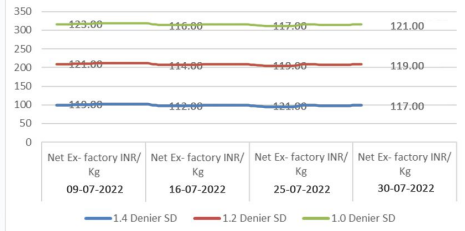
Oil Prices



Prices: PTA, MEG, MELT



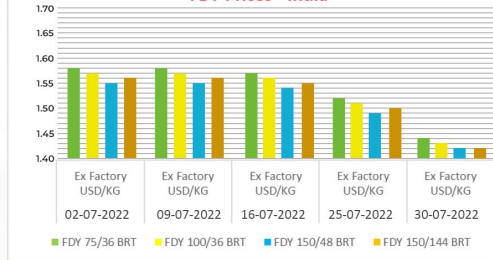
PSF - India



PV Price

| |
|---|
| 30/1 PV 6535 raw white at USD 2.81 Per kg FOB India |
| 30/1 PV 6535 black at USD 2.96 per kg FOB India |

FDY Prices - India



PSF china

| Product | 02-07-2022 | 09-07-2022 | 16-07-2022 | 25-07-2022 | 30-07-2022 |
|---------------|------------|------------|------------|------------|------------|
| 1.2 Denier SD | 1.16 | 1.14 | 1.08 | 1.05 | 1.08 |

Hot Melt / Low Melt-30-07-2022

| Product | Count | Price INR/ Kg |
|-----------|-------|---------------|
| Polyester | 150 D | 184 |
| Nylon | 180 D | 589 |

High Tenacity Yarn-30-07-2022

| Product | Count | Price INR/ Kg |
|-----------|-------|---------------|
| Polyester | 210 D | 164 |
| Nylon | 210 D | 310 |

Aramid-30-07-2022

| Count | Price |
|--------------------------------|---------------|
| Nm 20/2 meta aramid yarn Black | USD 35.30/Kgs |
| Nm 24/2 meta aramid yarn Black | USD 35.30/Kgs |
| Nm 30/1 meta aramid yarn Black | USD 36.30/Kgs |
| Nm 60/1 meta aramid yarn Black | USD 40.80/Kgs |

*For natural reduce USD 1.50/Kgs from above prices

| Count | Price |
|----------------------------------|---------------|
| Nm 30/1 para aramid yarn natural | USD 28.30/Kgs |
| Nm 30/2 para aramid yarn natural | USD 28.80/Kgs |

*For Black please add USD 2.50/Kgs in above prices. NFPA 2112 passed, FOB

ASF(Acrylic Staple fiber)

| Product | Net FOB china USD/ Kg |
|----------------|-----------------------|
| 1.2 Dn x 38 mm | 3.14 |

| Product | Price USD |
|-------------|-----------|
| Spandex 20D | 7.00 |
| Spandex 30D | 6.80 |
| Spandex 40D | 6.10 |
| Spandex 70D | 5.80 |

VSF - 30-07-2022

| Product | Net Ex- factory INR/ Kg |
|---------------|---|
| 1.2 Dn x 38mm | 160/ kg if Fiber Lifting for a month is > 50 MT |
| 1.2 Dn x 38mm | 164/ Kg If Fiber lifting is < 50 MT |

| Product | Net FOB china USD/ Kg |
|----------------|-----------------------|
| 1.2 Dn x 38 mm | 1.97 |

U.S. Futures Daily Cotton Market - 30-07-2022

| Contract | Open * | High | Low | Close * | Settle | Change |
|----------|--------|--------|--------|---------|--------|--------|
| May '23 | 90.38 | 92.04 | 90.22 | 91.26 | 91.15 | +1.28 |
| Oct '22 | 100.64 | 102.85 | 100.64 | 102.00 | 102.37 | +2.54 |

Cotton Market Price

Cotlook 'A' Index - 129.90 (30-07-2022)

Indian Cotton - as on 30-07-2022

| Growth | Grade | Staple Length(MM) | INR / Candy – SPOT(CAI) 2022 | INR / Candy – SPOT(CAI) 2021 |
|------------------|---------|-------------------|------------------------------|------------------------------|
| P / H / R – J 34 | ICS 105 | 27 | 24380 | 86700 |
| GUJ – S6 | ICS 105 | 28 | 25308 | 90000 |

China Cotton Index (CC Index)

| Dt: 30-07-2022 | | |
|-------------------|-------|-----|
| CCindex (3128B) : | 15837 | -28 |
| CCindex (2227B) : | 14630 | -55 |
| CCindex (2129B) : | 16222 | -21 |

Cotton yarn prices - India - 30-07-2022

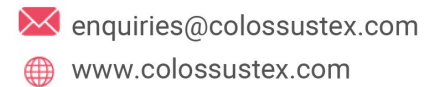
| Product | Net Ex- factory INR/ Kg | Net Ex- factory USD/ Kg | Indicator |
|----------|-------------------------|-------------------------|-----------|
| 10/1 OE | 185.00 | 3.20 | ↑ |
| 12/1 KW | 276.00 | 3.85 | ↑ |
| 30/1 KH | 310.00 | 4.57 | ↑ |
| 30/1 CCH | 340.00 | 4.92 | ↑ |
| 30/1 CCW | 352.00 | 5.03 | ↑ |
| 40/1CCW | 390.00 | 5.68 | ↑ |

Yarn prices are expected to remain firm in short term based on good demand in domestic market and higher raw cotton prices.

*Above prices are based on exports

100% PP Non Woven Fabric

| Product | GSM | Price INR |
|-----------|-------|-------------------|
| Spun bond | 25-90 | Rs.165/- ex-mill. |
| SSMMS | 25-40 | Rs.320/- ex-mill |



Colossustex
REVOLUTIONISING TEXTILES FOR FUTURE

ColossusMIND

Published By Colossustex Pvt. Ltd.

Date: 30-07-22

INTERNATIONAL NEWS

- Certain Polyester Fiber Imports Still Under Antidumping Rules.
- Cambodia's garment exports to South Korea negligible; FTA may boost.
- Bangladesh to get more orders from US buyers than Vietnam, China over next 2 years: Study.
- Turkish textile sector's export results satisfy The industry.
- China cotton yarn exports in H1 2022 down 6.7% y-o-y.
- International garment industry struggling to cope with US ban on Xinjiang cotton.
- Beyond China: US' Xinjiang cotton ban has far-reaching implications, even for Asian alternatives.
- Vietnam's 2022 exports likely to hit \$400 bn; turnover \$186 bn in H1.

NATIONAL NEWS

- Technical textiles to be promoted through Atamnirbhar Textile Policy: Haryana deputy CM Chautala.
- Domestic cotton prices dropped by nearly Rs 16,600 per candy & Yarn prices reduced by Rs. 35 to 40 per kg in the month of July 2022.
- India has not imposed any country specific ban on imports, minister Piyush Goyal informs Parliament.
- Polyester yarn prices steady due to weaker buying, raw material up.
- Textile industry to submit proposal to raise cotton productivity.
- Leading garment exporters keen to invest in Bihar: Min.
- South India sees demand in cheaper cotton yarn, prices up in Mumbai.
- State Atmanirbhar Textile Policy to be implemented soon: Dushyant Chautala.

---- **NYLON HIGH TENACITY YARN**

A high tenacity yarn for industrial materials, is used with applications requiring high strength rather than apparel, mainly to coated woven fabrics (Tarpaulin), industrial ropes, conveyor belts and civil engineering belts.

